



DIRECT SEED DRILL

DSX



HORIZON

[OUR VISION]

Our vision begins with the soil and our commitment to the design and manufacture innovative products that promote soil regeneration, whilst also helping our customers to improve productivity, yield and profitability.



[OUR PROMISE]

Our soils are degrading at an alarming rate. We recognise that to sustain our soils, farmers require quality, reliable machinery and components that address agronomic issues and at the same time increase efficiency and productivity.

Our promise is to imagine, develop and manufacture innovative machines and components that challenge perceptions, improve efficiency, productivity and make a real difference to the environment.

CONTENTS

01 Our Vision & Promise

02 Contents

03 Our Story

06 Why Choose the DSX?

07 DSX - Key Features

09 Clearing (1C)

13 Cutting (2C)

15 Coulter - Key Features

21 Closing (3C)

25 Flexibility

29 Product Data

[OUR STORY]

George Sly's passion for agronomy and his ongoing campaign to promote better soil health through regenerative farming principals, has led him on a journey of discovery and was ultimately the driving force behind him starting his own business in 2006.

Sly Agri was built on historical family ties with agricultural equipment and engineering practices. The 300 hectare Sly family farm (in Lincolnshire), is at the heart of the company's activities, providing the opportunity to conduct vital in-field research, the results of which inform and contribute to the product development process.

In 2019 Sly Agri was rebranded as Horizon Agricultural Machinery Ltd, the focus of which, has been the production of innovative agricultural machinery that facilitates regenerative and conservation-friendly farming.



GEORGE SLY - MANAGING DIRECTOR





DIRECT SEED DRILL

DSX

[WHY CHOOSE THE HORIZON DSX?]

Unique undercut disc design for consistent penetration and closing

In-cab controlled, pneumatic row cleaners make residue management easy

Centrally controlled hydraulic downforce, provides 30cm of travel for market-leading seed placement

In-cab controlled, pneumatic closing system for perfect slot closure

Flexible hopper setup, allowing the delivery of different seeds at different depths

A multitude of spec options available, to cater for customer specific requirements

**CLEARING****CUTTING****CLOSING**

DIRECT SEED DRILL

DSX

4700 LTR PRESSURISED HOPPER

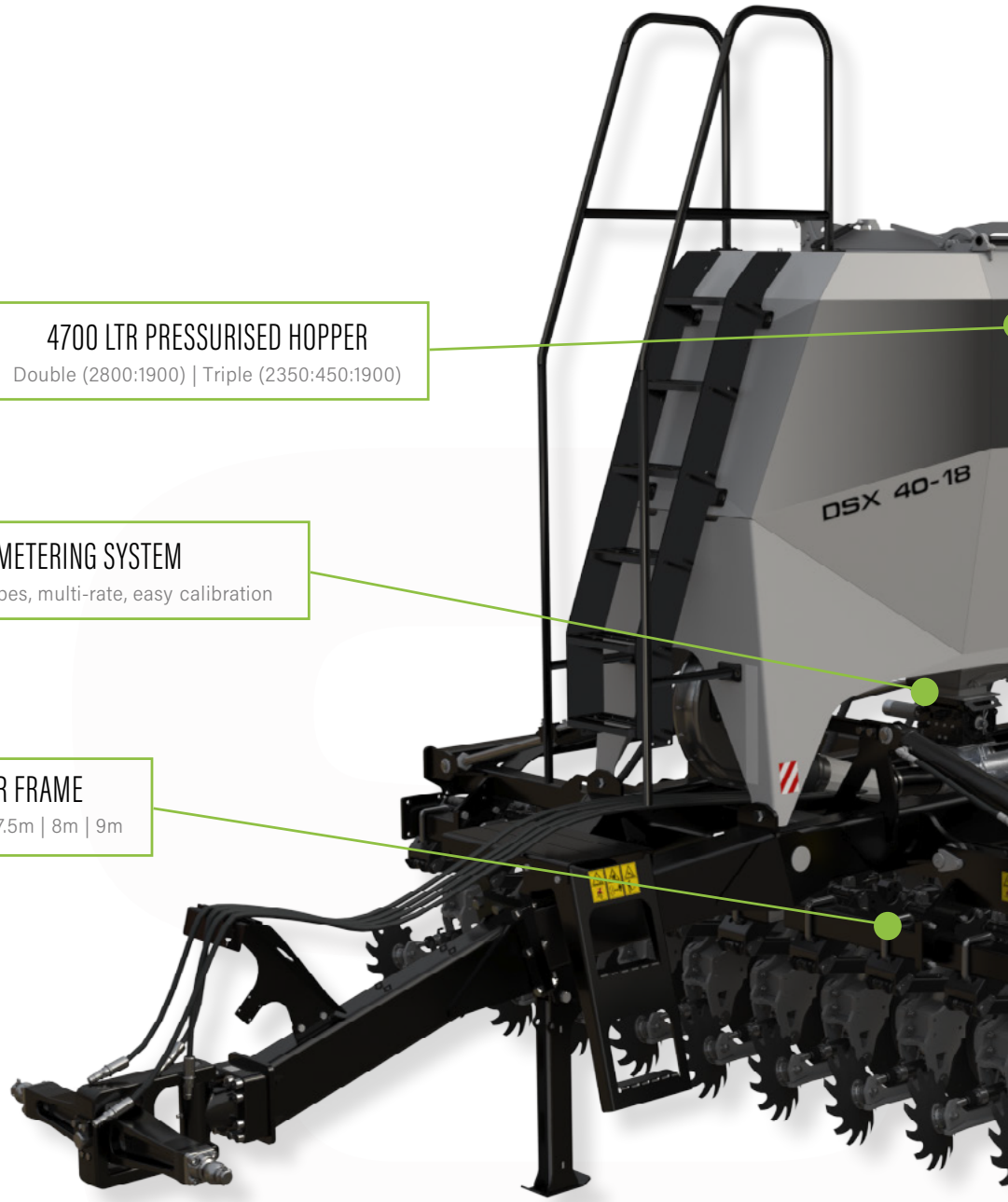
Double (2800:1900) | Triple (2350:450:1900)

METERING SYSTEM

All seed types, multi-rate, easy calibration

EXPANDABLE MODULAR FRAME

4m | 4.8m | 6m | 6.4m | 7.2m | 7.5m | 8m | 9m





FERTILISER TANK

Liquid / solid fertiliser placement options

REAR FLOATATION TYRES

710mm | 750mm | 850mm width

FLEXIBLE ROW SPACING


16.7cm | 18.75cm | 20cm | 25cm

MARKET LEADING COULTER ROW UNIT

See pages 17-18 for more information

**** COMING IN 2025 ****

10m & 12m frame options



[CLEARING]



[HAIRPINNING]

Hairpinning is a residue management issue that no-till farmers can experience when drilling directly into high trash conditions. The DSX row cleaners are extremely effective at clearing the path for the coulters and creating a trash free environment for the seed.

CLEARING

DSX

[CLEANSWEEP]


Setting row cleaners correctly is a time-consuming and potentially frustrating job. The DSX incorporates Precision Planting's CleanSweep technology, which uses air cylinders on each row, controlled in-cab with a simple lever system.



Powered by



Precision
Planting®



[CUTTING]



The most technologically advanced row unit on the market.

GEORGE SLY - MANAGING DIRECTOR

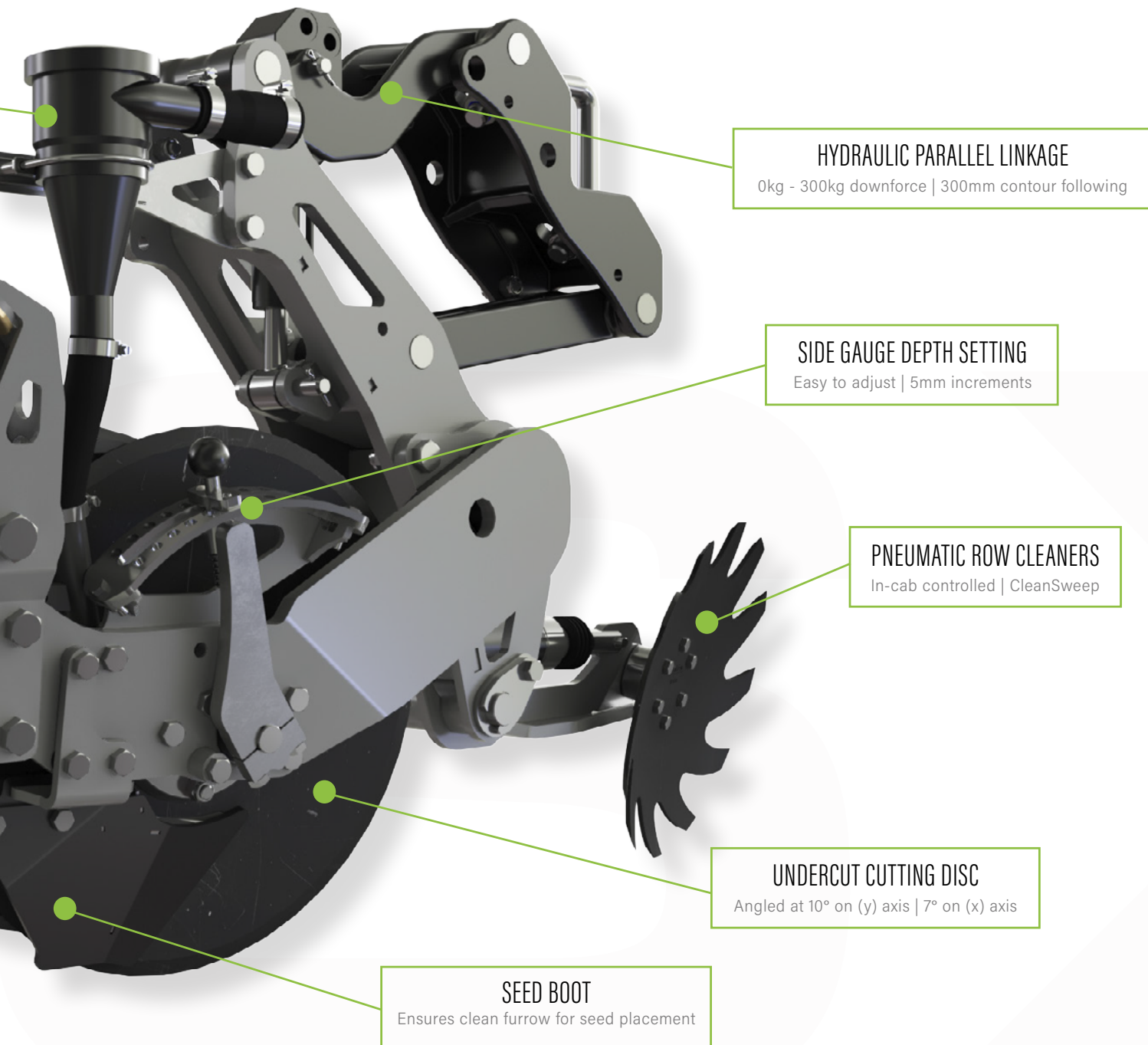
D-CUP AIR DIFFUSER
For accurate seed placement with zero bounce

PNEUMATIC CLOSING SYSTEM
In-cab controlled | 6kg - 90kg closing force

REAR CLOSING WHEEL
Fractures soil in the toughest conditions

DEPTH WHEEL
Positioned at point of seed delivery





CUTTING

DSX

[UNDERCUT]

The coulters feature an undercut disc that is capable of penetrating the soil more effectively than a traditional vertical disc drill. As a direct result, the DSX will always deliver consistent, accurate seed placement, even in the most challenging conditions. The angled disc pulls itself into the ground, requiring less downforce and resulting in less compaction to the soil surrounding the seeding zone.

The disc angle on the coulters has been reduced by 10 degrees (from previous generations). This development has helped to eliminate any potential soil throw and allows faster forward speeds in light or cultivated soils. Typical forward speeds are between 9kph and 12kph.





CUTTING

DSX

[ADJUSTMENT]


Each coulter is pressurised by its own individual hydraulic ram. The depth, penetration and closing pressure for which, can be easily recalibrated, allowing the operator to adjust according to the soil conditions.

[PENETRATION]

0kg to 300kg of downward force can be applied per coulter (this will vary between drill widths and the number of coulters fitted), enabling the DSX to consistently place seed at the correct depth, even in extremely dry and compacted conditions.

[PLACEMENT]

The DSX coulter utilises a parallel linkage that offers 300mm of contour following travel, ensuring accurate seed placement. The coulter's depth wheel is positioned directly in-line with the seed outlet, offering ultra-precise, market leading depth control, which is especially important when shallow seeding.



[CLOSING]

CLOSING

DSX

[FORCE]

The pneumatic closing system offers between 6kg and 90kg of closing force, which gives the operator the flexibility to adjust the closing pressure from the cab, ensuring perfect closing across a wide range of applications, soil types and conditions.

The closing wheel angle can be adjusted to be more or less aggressive, achieving perfect slot closure, no matter what the conditions.

A variety of closing wheels are available to suit differing soil types and conditions. Closing wheels can also be lifted out of work when not required, for applications such as bean drilling in wet conditions.



[GERMINATION]

The seed is dropped under a flap of soil, making it easier for the press wheel to completely close the seeding zone. This process not only guards against cracking when the soil eventually dries, it also significantly reduces slug access.

Humidity is also captured at the point of the slot being closed, creating a better environment for the seed to successfully germinate.



FLEXIBILITY

DSX

[MODULAR]


The 4m / 4.8m / 6m / 6.4m / 7.2m and 7.5m DSX all utilise a modular frame design, enabling customers to easily expand the width of their machine, should they need to cover a greater area in the future.


[RETROFIT]

The DSX has been designed to be a practical long-term investment for agricultural businesses, both large and small. It's modular design allows for a multitude of optional parts to be retro-fitted after the initial purchase.









[SEEDING]

The DSX offers a multitude of seeding possibilities, with the ability to run up to four granular hoppers and one liquid tank. Product placement can be configured to facilitate contents being placed together via all rows (seed and fertiliser), with different contents being distributed via alternate rows or split between front and back (companion cropping or large and small seed cover crop mixes).

PRODUCT DATA

DSX

Frame (m)	4				4.8				6				6.4			
Rows	24	22	20	16	28	26	24	19	36	32	30	24	38	34	32	26
Spacing (cm)	16.7	18.75	20	25	16.7	18.75	20	25	16.7	18.75	20	25	16.7	18.75	20	25
Tramlines (m)	24 (x6), 32 (x8), 36 (x9)				24m (x5)				24 (x4), 30 (x5), 36 (x6)				32 (x5)			
Recommended horsepower (hp)	130 - 160				150 - 180				180 - 220				190 - 230			
Weight (kg)	5868	5654	5440	5012	6428	6214	6000	5465	7594	7166	6952	6310	7664	7450	7236	6594
Transport height (m)	2.78				3.06				3.78				3.97			
Transport width (m)	3				3				3				3			
Transport length (m)	7.5				7.5				7.5				7.5			
Hourly output (ha)	2.5				3				4				4.5			
Daily output (ha)	25				30				40				45			
Double hopper capacity (ltr) (60:40)	2800 : 1900				2800 : 1900				2800 : 1900				2800 : 1900			
Triple hopper capacity (ltr) (50:10:40)	2350 : 450 : 1900				2350 : 450 : 1900				2350 : 450 : 1900				2350 : 450 : 1900			
Hopper fill height (m)	2.98				2.98				2.98				2.98			
Rear tyres	Mitas 710 / 50 / R26.5				Mitas 710 / 50 / R26.5				Mitas 710 / 50 / R26.5 or 850 / 50 / R30.5				Mitas 710 / 50 / R26.5 or 850 / 50 / R30.5			
Working speeds (kph / hour)	8 - 12				8 - 12				8 - 12				8 - 12			

Frame (m)	7.2				7.5				8				9			
Rows	43	38	36	29	45	40	38	30	48	43	40	32	54	48	45	36
Spacing (cm)	16.7	18.75	20	25	16.7	18.75	20	25	16.7	18.75	20	25	16.7	18.75	20	25
Tramlines (m)	36m (x5)				30m (x4)				24 (x3), 32 (x4), 40 (x5)				36 (x4)			
Recommended horsepower (hp)	200 - 250				210 - 260				240 - 290				260 - 310			
Weight (kg)	8689	8154	7940	7191	8895	8360	8146	7290	-	-	-	-	-	-	-	-
Transport height (m)	4.31				4.33				3.78				4.28			
Transport width (m)	3				3				3.5				3.5			
Transport length (m)	7.5				7.5				7.5				7.5			
Hourly output (ha)	5				5.2				5.8				6.3			
Daily output (ha)	50				52				58				63			
Double hopper capacity (ltr) (60:40)	2800l : 1900				2800 : 900				2800 : 1900				2800 : 1900			
Triple hopper capacity (ltr) (50:10:40)	2350 : 450 : 1900				2350 : 450 : 1900				2350 : 450 : 1900				2350 : 450 : 1900			
Hopper fill height (m)	2.98				2.98				2.98				2.98			
Rear tyres	Mitas 850 / 50 / R30.5				Mitas 850 / 50 / R30.5				Mitas 850 / 50 / R30.5				Mitas 850 / 50 / R30.5			
Working speeds (kph / hour)	8 - 12				8 - 12				8 - 12				8 - 12			

HORIZON

HORIZON AGRICULTURAL MACHINERY LTD

t: +44 (0) 1945 440 999 | e: info@horizonagriculture.com | w: horizonagriculture.com